



NTPT TPI90 DATA SHEET

INTRODUCTION

TP190 is a system designed for aeronautical structural parts, combining high strength and high toughness with a very good thermal stability. The PES-toughened epoxy system shows outstanding compression and fatigue properties.

This hot-melt epoxy prepreg is recommended to be cured at 200°C for the best thermal stability properties and a Tg until 210°C Onset (by E' DMA). This matrix has a very good flow control. TP190 offers excellent mechanical properties on a wide variety of fibres, and fibre weights.

TP190 is commonly used in autoclave processes and press moulding.

TP190 achieves very high mechanical properties (like ILSS~105MPa and Compression~1533 MPa on T800S fiber) and Tg which make it suitable for structural parts in demanding applications such as aeronautic, motorsport and high-end industry.


NTPT prepreg products are often used with automated tape laying machines (ATL). Our products are formatted both for ATL and for manual layup.

PRODUCT FEATURES

- Very high-Tg prepreg system (210°C Onset) combining very high-strength
- Excellent thermal stability and hot wet performances
- Great toughness (damage tolerance)
- Cure 4h at 200°C (or 180°C minimum)
- Suitable tack for most hand layup and automated tape placement processes
- Ideal for prepreg with fibre weights from 60gsm to 150gsm
- Very good flow control
- Autoclave and press curable

TP190 data sheet


This document is updated regularly. It is the responsibility of the user to check he has the latest version available



PRODUCT FORMAT

TP190 STANDARD PRODUCT FORMAT			
Use		Hand Lay-up	Preform from ATL
Backing paper		Silicon paper (50 or 100µm)	Silicon paper (75µm) or polyester foil (50µm)
Top release		None or polyethylene foil	Polyethylene foil or embossed
Width [mm]		300 mm	up to 1500mm
Available FAW [gsm]	Range	from 60 to 150gsm per 30 gsm step	from 2 to 8 layers (16 with thin ply)
Mass resin content [%]	Range	from 30% to 55% (thin ply 38% minimum)	
Cardboard tube [mm]	Inner diameter	76mm (3 inches)	300mm
	Width	320mm	1600mm

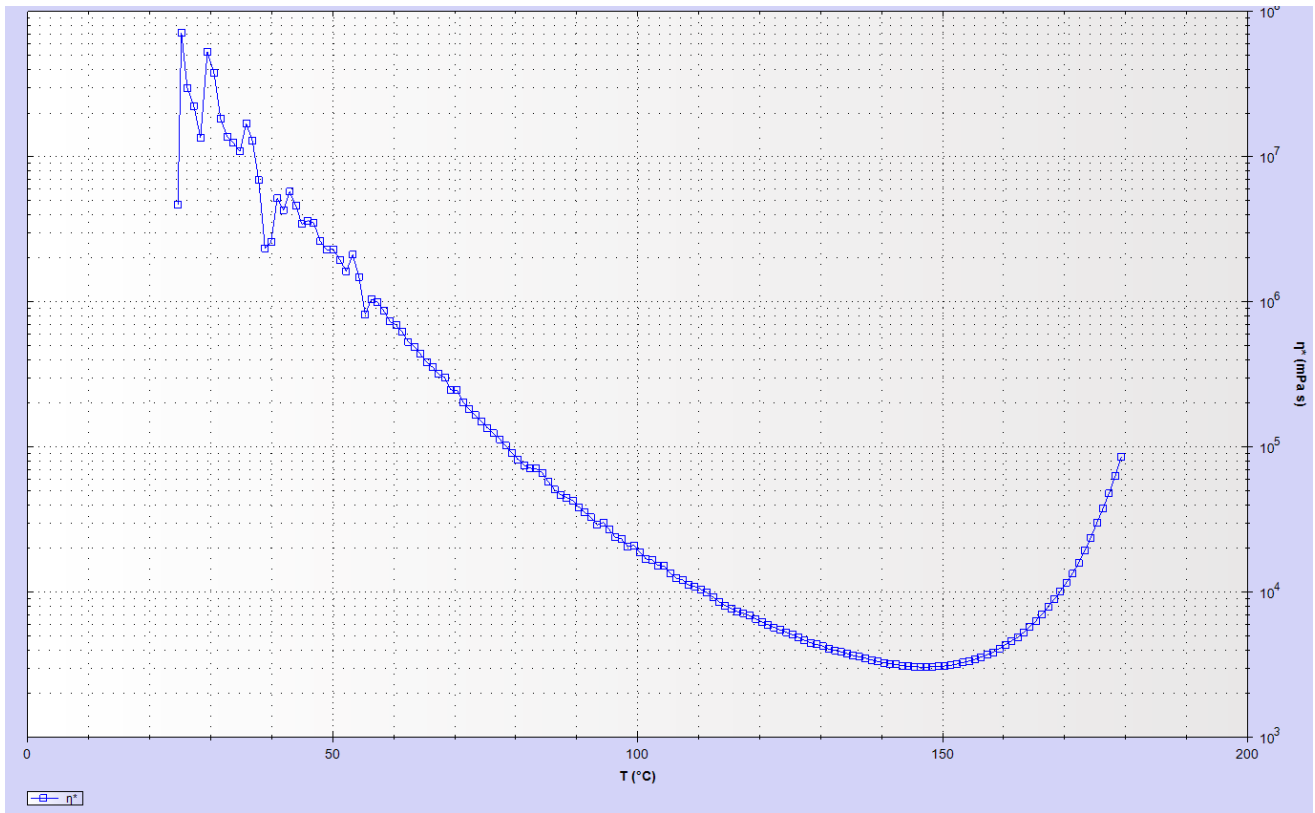
Please contact Customer Support to discuss specific requirements and availability.



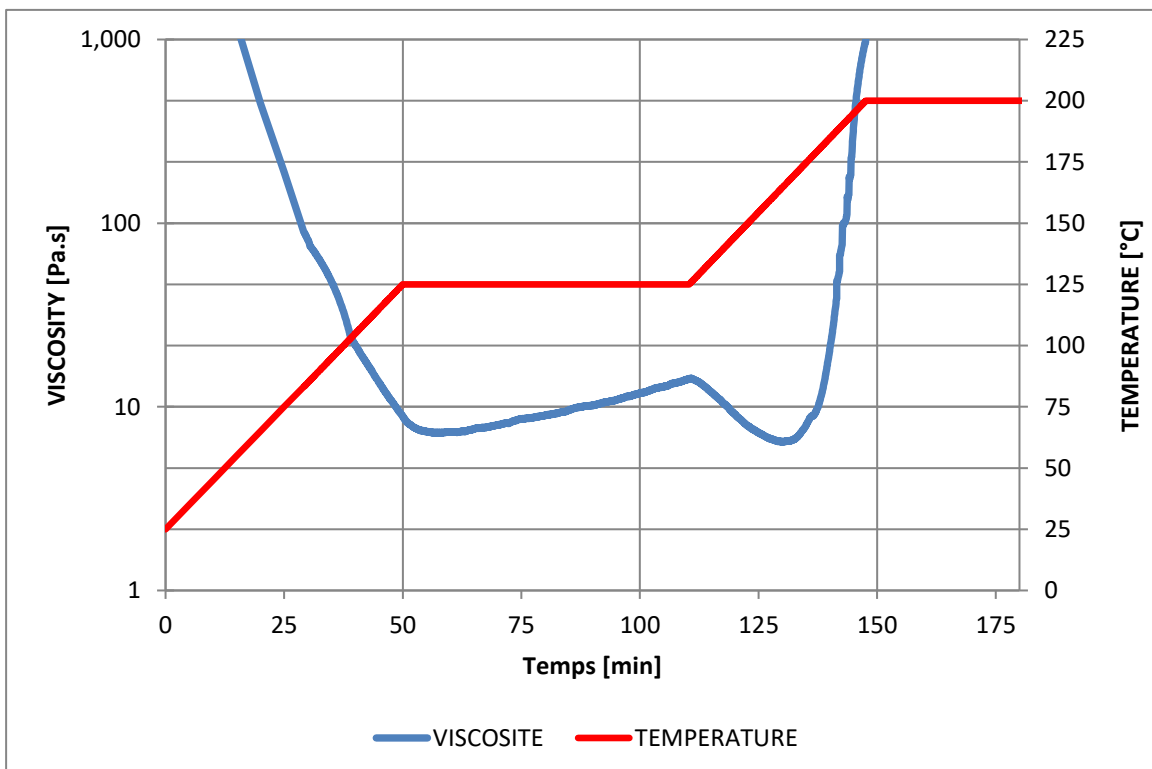
TYPICAL CHARACTERISTICS

Rheology

TP190 resin viscosity profile (oscillating) conducted at 2°C/minute



TP190 dynamic viscosity (5s-1) during Cure Cycle



TYPICAL CHARACTERISTICS

Cured matrix properties

Property		Symbol	T800S / 60gsm		Test Standard
Density	Resin Density	ρ_{resin}	1.327	g/cm ³	ISO 1183-3
Glass Transition Temperature	Tg by E' DMA	Tg Onset	206.3	°C	ISO 6721
	Tg by tand DMA	Tg Peak	221.8	°C	
Tensile	Strength	σ_{tMresin}	88.7	MPa	ISO 527-2
	Modulus	E_{tresin}	4.35	GPa	
	Strain	$\epsilon_{\text{tMresin}}$	3.26	%	
Flexural	Strength	σ_{fMresin}	219.5	MPa	ISO 178
	Modulus	E_{fresin}	4.71	GPa	
	Strain	$\epsilon_{\text{fMresin}}$	5.78	%	

Laminate properties

Property		Symbol	T800S / 60gsm		Test Standard
Fibers	Fiber Density	ρ_{fiber}	1.80	g/cm ³	-
	Fiber Modulus	E_{fiber}	294	GPa	-
	Fiber Strength	σ_{fiber}	5880	MPa	-
	Fiber Elongation	ϵ_{fiber}	2.0	%	-
Prepreg	Mass Resin content	%	34	%	ASTM D3171
Cured laminate	FVF	%	62	%	Method II
	Cured Ply thickness	t_{ply}	0.054	mm	ASTM D3171
	Cured Ply Density	ρ_{ply}	1.61	g/cm ³	ASTM D792
Glass Transition Temperature	Tg by E' DMA	Tg Onset	210.5	°C	ISO 6721
	Tg by tand DMA	Tg Peak	224.5	°C	
Tensile QIs (Normalized to 60%)	Strength	σ_{MQI}	1203	MPa	ISO 527-4
	Modulus	E_{QI}	61.8	GPa	
	Strain	ϵ_{MQI}	1.97	%	
90° Tensile	Strength	σ_{M2}	45.5	MPa	ISO 527-5 / B / 2
	Modulus	E_2	10.0	GPa	
0° Compressive (Normalized to 60%)	Strength	σ_{CM}	1533	MPa	ISO 14126 (ASTM D695)
	Modulus	E_{C}	158.4	GPa	
In Plane Shear [±45°]s	Strength at 5% y12	t_{12m}	84.3	MPa	ISO 14129
	Strength at break	t_{12u}	152.6	MPa	
	Modulus	G_{12}	5.70	GPa	
0° ILSS	Short Beam Strength	F_{sbs}	105.0	MPa	ISO 14130
0° Flexural	Strength	σ_{F}	1910	MPa	ISO 14125
	Modulus	E_{F}	184.9	GPa	
	Strain	ϵ_{F}	1.04	%	
Double Cantilever Beam	Mode I	G_{ic}	667.9	J/m ²	EN6033

Cured using 5 bars autoclave curing for 4 hours at 200°C

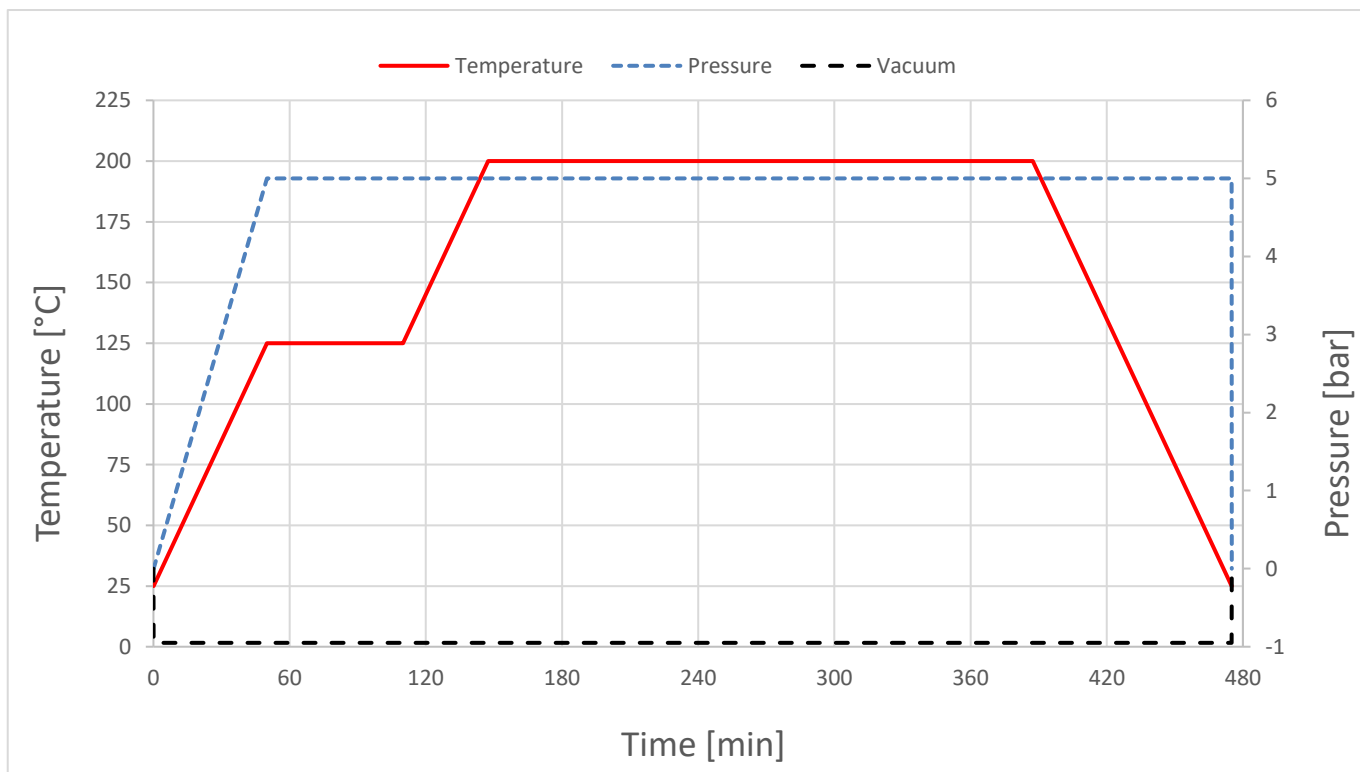


INSTRUCTIONS FOR USE

Curing cycles

For the highest thermal properties of the composite, the laminate should be cured at 200°C for a minimum of 4 hours. However, there is a lower curing cycle possible for TP190, by reducing the dwell at 180°C:

Standard Curing Cycle: This is the cycle use to achieve the datasheet values




Note: NTPT recommends 4 hours at 200°C cure cycle to fully cross link the TP190 matrix resin and develop the best balance properties for the composite. A lower temperature cure cycle is possible, 4hrs at 180°C, with a lower T_g (196°C Onset). NTPT always advises that users should perform tests and satisfy themselves on the suitability of the product and the intended cure cycle through the manufacture of and mechanical testing of tests panels before commencing the production item. Please contact NTPT Technical Services department for further advice on this point.

Attention: TP190 is a highly energetic system with a very high level of cure enthalpy, typically >500J/g. In cases when TP190 is envisaged to be used in thick laminate format i.e. >4mm in thickness, extra care needs to be taken with the curing. We recommend a slow ramp rate, as well as well one or two intermediate dwells so that cross linking energy can be managed. We recommend that precautions are taken so that in the event that an uncontrolled exothermic reaction is created, there should be some user intervention and laminate temperature should be actively managed lower. Management strategies include removing the heat source used for curing e.g. turn off the press or oven, passing cooled air over the part, or in extreme situations submerging the part in a large reservoir of cold water (can be done with the part remaining in the vacuum bag).

TP190 users can seek specific advice on this point by contacting NTPT's Customer Support Team. NTPT advises that in all cases trials and sample parts should be made to confirm the suitability of process parameters to confirm the intended cure cycle will produce the parts as planned. NTPT specifically limits its liabilities to zero from damages caused through the use of NTPT products in the manufacturing processes of our customers.

TP190 data sheet

This document is updated regularly. It is the responsibility of the user to check he has the latest version available



INSTRUCTIONS FOR USE

Material preparation


When preparing the lay-up, the prepreg should be removed from the freezer and allowed to thaw in a sealed bag. This may take 6 to 24 hours depending on roll size. This prevents atmospheric moisture from condensing on the prepreg which may cause voiding on cure. The mould surface should be release coated and must have been tested for vacuum integrity prior to lay-up.

Thin laminates: When using very thin laminates (e.g. with a total laminate fibre weight of less than 300gm²), care needs to be taken to avoid extracting excessive amounts of resin during the cure process. To avoid this, a microporous release film can be used, and for particularly critical components, a prepreg peel ply should be used.

Laying-up

The following procedure is recommended for preparing vacuum cured laminates.

1. Place the lay-up on a tool or caul sheet which has been treated with a release agent or film. Insert a thermocouple into the lay-up near the centre ply of the thickest edge section, outside the net trim line. A separate prepreg nylon peel ply is available for covering a mould tool prior to lay-up in order to leave a clean, textured surface for subsequent bonding.
2. Apply a peel ply to the surface of the lay-up. Note that for good secondary bonding of a peel-plied surface of a TP190 prepreg laminate, a nylon peel ply is strongly recommended. This is particularly important where the cure temperatures are in excess of 90°C. Cover the peel ply entirely with a perforated release film. Normally, no edge resin bleeder system is used.
3. Install a vacuum bag by standard techniques. Insert at least two vacuum stems through the bag connecting one to the vacuum source and the other, at a point on the part furthest from the source, to a calibrated vacuum gauge. Position part in the oven or autoclave and draw vacuum to check for bag or system leaks.
4. Follow the recommended cure cycle as above.
5. Upon completion of cure, turn off heat and cool until part temperature has fallen below 60°C. When fully cooled, the part may be debugged, trimmed and machined as necessary. A post-cure is not required.



GENERAL INFORMATION

Storage

When stored sealed & out of direct sunlight.

Storage temperature	Value	Unit
Shelf Life (-18°C)	12	Months
Out Life (+18-2°C)	4	Weeks
Tack Life (+18-22°C)	3	Weeks

All prepreg materials should be stored in a freezer when not in use to maximize their useable life, since the low temperature reduces the reaction of resin and catalyst to virtually zero. However, even at -18°C, the temperature of most freezers, some reaction will still occur. In most cases after some years, the material will become unworkable.

Health and safety

TP190 contains epoxy resins which can cause allergic reaction. When uncured, TP190 should be handled with appropriate gloves. When cured, a composite laminate made of TP190 should be cut, drilled or machined in a room equipped with an exhaust ventilation and filtration system, by operators wearing protective cloth and masks. Refer to Material Safety Data Sheet for further information.

Notice and disclaimer

The Company strongly recommends that Customers make test panels and conduct appropriate testing of any goods or materials supplied by the Company to ensure that they are suitable for the Customer's planned application. Such testing should include testing under conditions as close as possible to those to which the final component may be subjected. The Company specifically excludes any warranty of fitness for purpose of the goods other than as set out in writing by the Company.

All advice, instruction or recommendation is given in good faith but the Company only warrants that advice in writing is given with reasonable skill and care. No further duty or responsibility is accepted by the Company. All advice is given subject to the Terms and Conditions of sale (the Conditions) which are available on request from the Company. The Company reserves the right to change specifications and prices without notice and Customers should satisfy themselves that information relied on by the Customer is that which is currently published by the Company on its website. Any queries may be addressed to the Technical Services Department.

NTPT continuously reviews and updates its literature. Please ensure that you have the current version, by contacting your NTPT sales contact and quoting the revision number.

Contact

North Thin Ply Technology

Chemin du Closel 3

1020 Renens

Switzerland

Tel: +41 (0) 21 811 08 88 / sales@thinplytechnology.com / www.thinplytechnology.com

TP190 data sheet

This document is updated regularly. It is the responsibility of the user to check he has the latest version available